


Shari'ah Manager Watch™ Survey for the month ending May 2023



Alexforbes: winner of the
Best Investment Survey Provider
at the Africa Global Funds Awards for 2019, 2020 and 2021

alexforbes
insight • advice • impact

SHARI'AH MANAGER WATCH™ SURVEY

Objective - The portfolios included in this survey represent Shari'ah compliant portfolios with various benchmarks. No carve-outs are reflected.

GENERAL INFORMATION			
	Benchmark Description	Portfolio Size (R m)	Admin - efficiency: Date data submitted
INVESTMENT MANAGERS			
Balanced Mandates			
27four Shari'ah Balanced Prescient FoF	Average of South African - Multi Asset - High Equity Funds (net of fees)	462	13 June 2023
27four Shari'ah Multi-Managed Balanced Fund	27four Bespoke Shariah Benchmark	1 447	13 June 2023
27four Shari'ah Wealth Builder Fund	27four Bespoke Shariah Benchmark	644	13 June 2023
Alexander Forbes Investments Shari'ah Medium Growth	40.0% Shari'ah Equity Index, 40.0% STeFI Composite - 1%, 10.0% MSCI World Islamic Index, 5.0% DJ Sukuk Index, 5.0% Shari'ah Local Property	149	12 June 2023
Alexander Forbes Investments Shari'ah High Growth	Alexander Forbes Investments Bespoke Shariah Benchmark	1 117	12 June 2023
Camissa Islamic Balanced Fund	Mean of South African - Multi Asset - High Equity Funds	3 895	14 June 2023
Element Islamic Balanced	Average of all Shariah Balanced unit trust funds with a min track record of 1 year	106	15 June 2023
Oasis Crescent Balanced High Equity	Headline CPI + 3%	190	12 June 2023
Oasis Crescent Balanced Progressive	Headline CPI + 1%	1 236	12 June 2023
Oasis Crescent Balanced Stable	Headline Inflation	555	12 June 2023
Old Mutual Shari'ah Balanced	Old Mutual Bespoke Shariah Benchmark	4 545	12 June 2023
Sentio SCI Hikma Shari'ah Balanced	ASISA Category Average: SA - Multi Asset - High Equity	359	13 June 2023
SMM Nur Balanced Portfolio	Average of Peer group of Shariah Balanced funds	410	07 June 2023
STANLIB Multi-Manager Shari'ah Balanced	STANLIB Bespoke Shariah Benchmark	2 046	14 June 2023
Equity Mandates - Domestic			
27four Shari'ah Active Equity	South Africa - Equity - General Category Average	764	13 June 2023
Camissa Islamic Equity Fund	Mean of South African - Equity - General Funds	1 614	14 June 2023
Element Islamic Equity	Average of all Shariah Equity funds with a min track record of 1 year	133	15 June 2023
Mazi Shari'ah Equity Fund	FTSE/JSE Shari'ah All Share	176	14 June 2023
Oasis Crescent Equity Fund	Average South African Shariah Equity General Portfolio	5 694	12 June 2023
Old Mutual Shari'ah Equity	Old Mutual Bespoke Shariah Benchmark	2 640	12 June 2023
Sentio SCI Hikma Shari'ah General Equity	ASISA Category Average: SA-Equity-General	596	13 June 2023
Equity Mandates - Global			
Element Islamic Global Equity	Dow Jones Islamic Market World Index	142	15 June 2023
Old Mutual Global Islamic Equity	S&P Developed Markets Large and Mid-Cap Shariah Index	2 902	12 June 2023
Visio BCI Shari'ah Equity fund	FJSE JSE Shari'ah Allshare Index (J143T)	382	12 June 2023
	TOTAL	32 203	

BEE AND ESG DETAILS AS AT THE END OF MAY 2023

Manager	Empowerment Rating	Total empowerment Shareholding (%)	Empowerment Shareholding		We endorse/are signatories to:	
			Ownership/Partner(s)	Empowerment shareholding composition as a percentage of total empowerment ownership	CRISA (Code for Responsible Investing in South Africa)	PRI (United Nations Principles for Responsible Investing)
27four Investment Managers	Level 1	93.34%	Management and Staff	100.00%	Yes	Yes
Alexander Forbes Investments	Level 1	51.38%	Flow-through from Alexforbes Group Holdings	100.00%	Yes	Yes
Camissa Asset Management	Level 1	81.93%	Camissa Asset Management staff Sinayo Capital	74.00% 26.00%	Yes	Yes
Element Investment Managers	Level 2	35.70%	Element Investment Team Lancaster Group VC Investors and Element Ops Staff	28.57% 23.25% 48.18%	Yes	Yes
Mazi Asset Management	Level 1	98.00%	Mazi Staff	100.00%	Yes	Yes
Oasis Group Holdings	Level 1	100.00%	Oasis Group Holdings (Pty) Ltd	100.00%	Yes	Yes
OMIG	Level 1	28.79%	Flow-through from Old Mutual Limited	100.00%	Yes	Yes
Sanlam Multi-Managers	Level 1	58.23%	Flow-through from Absa Financial Services Limited Flow-through from ARC Financial Services Investments (Pty) Ltd Flow-through from Sanlam Limited	17.50% 20.60% 61.90%	Yes	Yes
			Mohamed Mayet Rayhaan Joosub RMI Investment Managers Sentio Staff Trust Trought von Czetrtriz	25.30% 25.30% 30.00% 14.30% 5.10%		
Sentio Capital	Level 1	73.77%			Yes	No
STANLIB Multi Managers	Level 2	22.90%	Liberty Group	100.00%	Yes	Yes
Visio Fund Management	Level 1	40.75%	Empowerment Partners Royal Investment Managers and Staff	11.12% 88.88%	Yes	Yes

SHARI'AH MANAGER WATCH™ SURVEY

Objective - The portfolios included in this survey represent Shari'ah compliant portfolios with various benchmarks. No carve-outs are reflected.

INVESTMENT DATA TO THE MONTH OF MAY 2023

PERFORMANCE DATA

	Month		Quarter		Year to Date		1 Year		3 Years (p.a.)		5 Years (p.a.)		7 Years (p.a.)		10 Years (p.a.)	
	Portfolio	Benchmark	Portfolio	Benchmark	Portfolio	Benchmark	Portfolio	Benchmark	Portfolio	Benchmark	Portfolio	Benchmark	Portfolio	Benchmark	Portfolio	Benchmark
Balanced Mandates																
27four Shari'ah Balanced Prescient FoF	0.11%	-0.55%	2.60%	0.14%	6.63%	6.00%	7.77%	8.13%	13.40%	11.89%	8.94%	7.54%	7.29%	5.79%	8.37%	7.04%
27four Shari'ah Multi-Managed Balanced Fund	0.57%	1.42%	3.42%	4.65%	7.20%	9.28%	9.34%	11.97%	13.37%	11.48%	9.91%	10.22%	7.58%	7.09%	8.96%	7.21%
27four Shari'ah Wealth Builder Fund	0.14%	1.42%	3.04%	5.01%	7.25%	10.42%	8.79%	12.46%	14.87%	13.18%	10.24%	11.14%	7.78%	7.24%	9.01%	7.49%
Alexander Forbes Investments Shari'ah Medium Growth	-0.33%	-0.39%	1.77%	1.18%	3.48%	2.41%	5.21%	0.52%	13.84%	9.83%	9.60%	7.52%	*	*	*	*
Alexander Forbes Investments Shari'ah High Growth	0.00%	-0.07%	2.79%	2.23%	5.46%	4.64%	5.78%	1.34%	16.16%	12.90%	10.73%	9.43%	*	*	*	*
Camissa Islamic Balanced Fund	0.03%	-0.55%	1.29%	0.14%	4.62%	6.02%	3.45%	8.13%	16.79%	11.92%	10.81%	7.55%	9.58%	5.94%	9.25%	7.20%
Element Islamic Balanced	-0.38%	0.63%	2.94%	2.54%	5.26%	7.20%	5.37%	8.32%	11.19%	12.48%	9.56%	8.31%	9.66%	6.82%	8.46%	7.50%
Oasis Crescent Balanced High Equity	1.12%	0.61%	2.81%	2.89%	9.29%	3.67%	13.91%	9.84%	11.22%	8.72%	9.05%	7.89%	7.38%	7.90%	8.18%	8.11%
Oasis Crescent Balanced Progressive	1.04%	0.45%	2.38%	2.40%	9.08%	2.85%	12.78%	7.84%	10.86%	6.72%	8.60%	5.89%	6.85%	5.90%	7.96%	6.11%
Oasis Crescent Balanced Stable	2.03%	0.37%	3.20%	2.15%	9.00%	2.43%	12.66%	6.84%	8.79%	5.72%	8.22%	4.89%	6.75%	4.90%	8.11%	5.11%
Old Mutual Shari'ah Balanced	0.56%	0.48%	4.57%	3.68%	9.40%	6.84%	12.44%	13.14%	14.18%	12.31%	9.34%	9.69%	7.78%	8.19%	9.24%	8.50%
Sentio SCI Hikma Shari'ah Balanced	-0.58%	-0.55%	1.35%	0.14%	4.07%	5.15%	3.03%	7.28%	11.54%	11.53%	8.15%	7.34%	*	*	*	*
SMM Nur Balanced Portfolio	0.20%	0.37%	2.36%	2.60%	6.02%	7.09%	6.16%	8.60%	14.46%	12.00%	9.51%	7.70%	7.98%	6.02%	*	*
STANLIB Multi-Manager Shari'ah Balanced	0.89%	1.99%	3.29%	5.78%	7.58%	9.13%	7.52%	9.68%	15.97%	13.29%	10.14%	11.27%	8.67%	9.37%	*	*
Equity Mandates - Domestic																
27four Shari'ah Active Equity	-1.82%	-1.16%	-0.05%	1.37%	3.40%	5.17%	2.75%	3.99%	16.15%	15.26%	8.65%	6.86%	7.37%	5.28%	9.79%	6.78%
Camissa Islamic Equity Fund	-1.43%	-4.14%	-0.45%	-4.03%	2.47%	0.68%	-1.17%	2.09%	20.59%	15.65%	11.11%	6.78%	10.52%	5.22%	9.95%	6.73%
Element Islamic Equity	-0.91%	-0.95%	3.43%	1.11%	5.94%	5.68%	4.39%	5.57%	17.00%	15.74%	12.33%	8.24%	11.38%	6.69%	8.49%	7.18%
Mazi Shari'ah Equity Fund	-2.80%	-3.16%	1.73%	1.41%	-2.18%	-1.96%	-5.95%	-5.17%	23.22%	18.47%	14.89%	11.18%	*	*	*	*
Oasis Crescent Equity Fund	0.19%	-1.09%	2.13%	1.84%	9.16%	5.60%	14.35%	4.85%	13.22%	18.73%	9.54%	10.48%	7.62%	9.13%	8.19%	8.49%
Old Mutual Shari'ah Equity	-0.86%	-0.78%	4.39%	4.02%	10.30%	7.58%	13.66%	15.39%	20.69%	18.32%	9.84%	11.33%	7.71%	9.08%	9.67%	9.43%
Sentio SCI Hikma Shari'ah General Equity	-2.02%	-4.26%	0.95%	-4.28%	3.40%	0.27%	-0.45%	1.67%	14.03%	15.12%	7.06%	6.51%	*	*	*	*
Equity Mandates - Global																
Element Islamic Global Equity	2.80%	8.99%	8.54%	15.54%	18.33%	29.77%	19.74%	29.74%	13.16%	11.77%	13.81%	17.20%	8.37%	13.57%	12.56%	16.05%
Old Mutual Global Islamic Equity	6.61%	10.18%	16.33%	18.62%	31.44%	34.08%	37.75%	35.53%	16.63%	16.24%	17.95%	21.63%	12.81%	16.23%	17.37%	18.95%
Visio BCI Shari'ah Equity fund	2.89%	-3.28%	5.67%	-0.53%	12.82%	-3.83%	12.27%	-9.96%	19.00%	12.53%	9.57%	6.01%	7.70%	4.61%	9.72%	2.42%
INDICES																
FTSE/JSE All Share Index	-3.92%		-1.93%		4.45%		8.54%		18.51%		9.90%		8.49%		9.53%	
FTSE/JSE SWIX All Share Index	-5.85%		-4.54%		-0.03%		1.45%		14.07%		6.04%		5.38%		7.82%	
FTSE/JSE SA Listed Property Index	-5.32%		-3.64%		-5.29%		-2.27%		15.75%		-4.40%		-3.58%		1.79%	
FTSE/JSE Shariah All Share	-3.16%		1.41%		-1.96%		-5.17%		18.47%		11.18%		9.25%		6.76%	
Headline Inflation	0.37%		2.15%		2.43%		6.84%		5.72%		4.89%		4.90%		5.11%	
Short Term Fixed Interest Rate Index	0.65%		1.88%		3.03%		6.50%		4.90%		5.80%		6.28%		6.23%	
Dow Jones Islamic Titans Index TR	11.83%		22.43%		37.79%		36.04%		17.31%		23.14%		*		*	
Dow Jones Sukuk Index TR	7.66%		10.49%		19.61%		28.72%		4.55%		12.76%		*		*	
NSE Lotus Islamic Index	17.68%		13.39%		33.56%		28.49%		24.36%		12.52%		1.57%		*	
MSCI World Islamic GR	6.58%		13.36%		25.97%		30.17%		17.02%		17.64%		*		*	

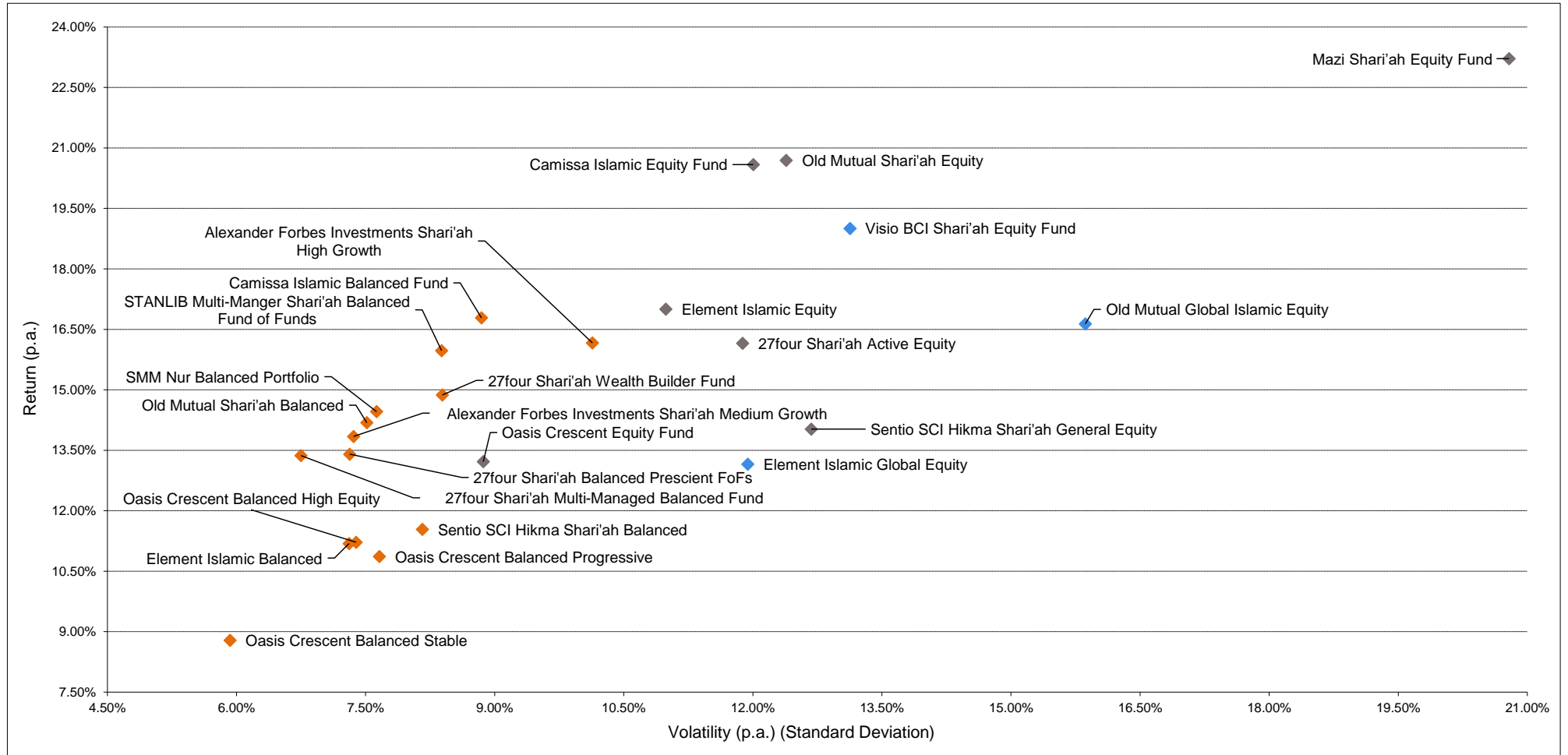
SHARI'AH MANAGER WATCH™ SURVEY

Objective - The portfolios included in this survey represent Shari'ah compliant portfolios with various benchmarks. No carve-outs are reflected.

INVESTMENT DATA TO THE END OF MAY 2023																			
RISK VS RETURN																			
	Calculated on 3 year performance returns									Calculated on 5 year performance returns									
	3 Year Return (p.a.)	Rank	Volatility (Risk)	Rank	Active Return	Rank	Tracking Error	Information Ratio	Rank	5 Year Return (p.a.)	Rank	Volatility (Risk)	Rank	Active Return	Rank	Tracking Error	Information Ratio	Rank	
Balanced Mandates																			
27four Shari'ah Balanced Prescient FoF	13.40%	8	7.31%	4	1.51%	12	2.51%	0.60	7	8.94%	11	8.31%	5	1.40%	6	3.17%	0.44	5	
27four Shari'ah Multi-Managed Balanced Fund	13.37%	9	6.75%	2	1.89%	9	1.98%	0.95	4	9.91%	5	7.79%	3	-0.31%	11	4.12%	-0.07	11	
27four Shari'ah Wealth Builder Fund	14.87%	4	8.39%	12	1.69%	11	2.47%	0.68	6	10.24%	3	9.54%	12	-0.90%	13	5.26%	-0.17	13	
Alexander Forbes Investments Shari'ah Medium Growth	13.84%	7	7.36%	5	4.02%	3	2.71%	1.48	1	9.60%	6	8.63%	8	2.08%	4	2.75%	0.76	3	
Alexander Forbes Investments Shari'ah High Growth	16.16%	2	10.14%	14	3.26%	4	3.69%	0.88	5	10.73%	2	11.85%	14	1.30%	7	3.72%	0.35	6	
Camissa Islamic Balanced Fund	16.79%	1	8.85%	13	4.86%	1	3.85%	1.26	3	10.81%	1	9.96%	13	3.26%	2	3.44%	0.95	2	
Element Islamic Balanced	11.19%	12	7.31%	3	-1.29%	14	3.29%	-0.39	14	9.56%	7	7.38%	2	1.25%	8	3.84%	0.33	7	
Oasis Crescent Balanced High Equity	11.22%	11	7.39%	6	2.50%	7	7.65%	0.31	12	9.05%	10	8.17%	4	1.16%	9	8.30%	0.12	10	
Oasis Crescent Balanced Progressive	10.86%	13	7.66%	9	4.15%	2	7.91%	0.52	9	8.60%	12	8.36%	6	2.70%	3	8.49%	0.31	8	
Oasis Crescent Balanced Stable	8.79%	14	5.92%	1	3.07%	5	6.16%	0.50	10	8.22%	13	6.31%	1	3.33%	1	6.43%	0.52	4	
Old Mutual Shari'ah Balanced	14.18%	6	7.51%	7	1.87%	10	3.83%	0.49	11	9.34%	9	8.41%	7	-0.35%	12	4.01%	-0.09	12	
Sentio SCI Hikma Shari'ah Balanced	11.54%	10	8.16%	10	0.01%	13	4.28%	0.00	13	8.15%	14	8.75%	10	0.81%	10	4.32%	0.19	9	
SMM Nur Balanced Portfolio	14.46%	5	7.63%	8	2.46%	8	1.82%	1.35	2	9.51%	8	8.73%	9	1.80%	5	1.70%	1.06	1	
STANLIB Multi-Manager Shari'ah Balanced	15.97%	3	8.38%	11	2.68%	6	4.61%	0.58	8	10.14%	4	9.54%	11	-1.14%	14	4.54%	-0.25	14	
			Lower volatility = higher ranking									Lower volatility = higher ranking							
Equity Mandates - Domestic																			
27four Shari'ah Active Equity	16.15%	5	11.88%	3	0.90%	5	3.74%	0.24	5	8.65%	6	13.30%	3	1.79%	4	4.97%	0.36	4	
Camissa Islamic Equity Fund	20.59%	3	12.01%	4	4.94%	1	5.40%	0.92	1	11.11%	3	13.45%	4	4.33%	1	5.36%	0.81	1	
Element Islamic Equity	17.00%	4	10.99%	2	1.26%	4	4.84%	0.26	4	12.33%	2	11.32%	2	4.09%	2	5.45%	0.75	2	
Mazi Shari'ah Equity Fund	23.22%	1	20.79%	7	4.75%	2	7.25%	0.65	2	14.89%	1	22.58%	7	3.71%	3	6.06%	0.61	3	
Oasis Crescent Equity Fund	13.22%	7	8.87%	1	-5.51%	7	6.53%	-0.84	7	9.54%	5	9.87%	1	-0.94%	6	7.12%	-0.13	6	
Old Mutual Shari'ah Equity	20.69%	2	12.39%	5	2.37%	3	7.31%	0.32	3	9.84%	4	14.31%	6	-1.49%	7	8.02%	-0.19	7	
Sentio SCI Hikma Shari'ah General Equity	14.03%	6	12.68%	6	-1.10%	6	5.80%	-0.19	6	7.06%	7	14.16%	5	0.55%	5	5.54%	0.10	5	
Equity Mandates - Global																			
Element Islamic Global Equity	13.16%	3	11.94%	1	1.39%	2	11.90%	0.12	2	13.81%	2	14.34%	1	-3.39%	2	9.92%	-0.34	2	
Old Mutual Global Islamic Equity	16.63%	2	15.86%	3	0.39%	3	6.72%	0.06	3	17.95%	1	16.81%	3	-3.68%	3	6.23%	-0.59	3	
Visio BCI Shari'ah Equity fund	19.00%	1	13.13%	2	6.47%	1	13.07%	0.50	1	9.57%	3	14.63%	2	3.57%	1	12.90%	0.28	1	
			Lower volatility = higher ranking									Lower volatility = higher ranking							
INDICES																			
FTSE/JSE All Share Index	18.51%		15.80%							9.90%		16.89%							
FTSE/JSE SWIX All Share Index	14.07%		13.86%							6.04%		16.07%							
FTSE/JSE SA Listed Property Index	15.75%		23.86%							-4.40%		26.93%							
FTSE/JSE Shariah All Share	18.47%		21.85%							11.18%		22.33%							
Headline Inflation	5.72%		1.45%							4.89%		1.38%							
Short Term Fixed Interest Rate Index	4.90%		0.37%							5.80%		0.42%							
Dow Jones Islamic Titans Index TR	17.31%		18.59%							23.14%		19.04%							
Dow Jones Sukuk Index TR	4.55%		12.09%							12.76%		15.22%							
NSE Lotus Islamic Index	24.36%		22.29%							12.52%		25.54%							
MSCI World Islamic GR	17.02%		15.39%							17.64%		16.38%							

SHARI'AH MANAGER WATCH™ SURVEY

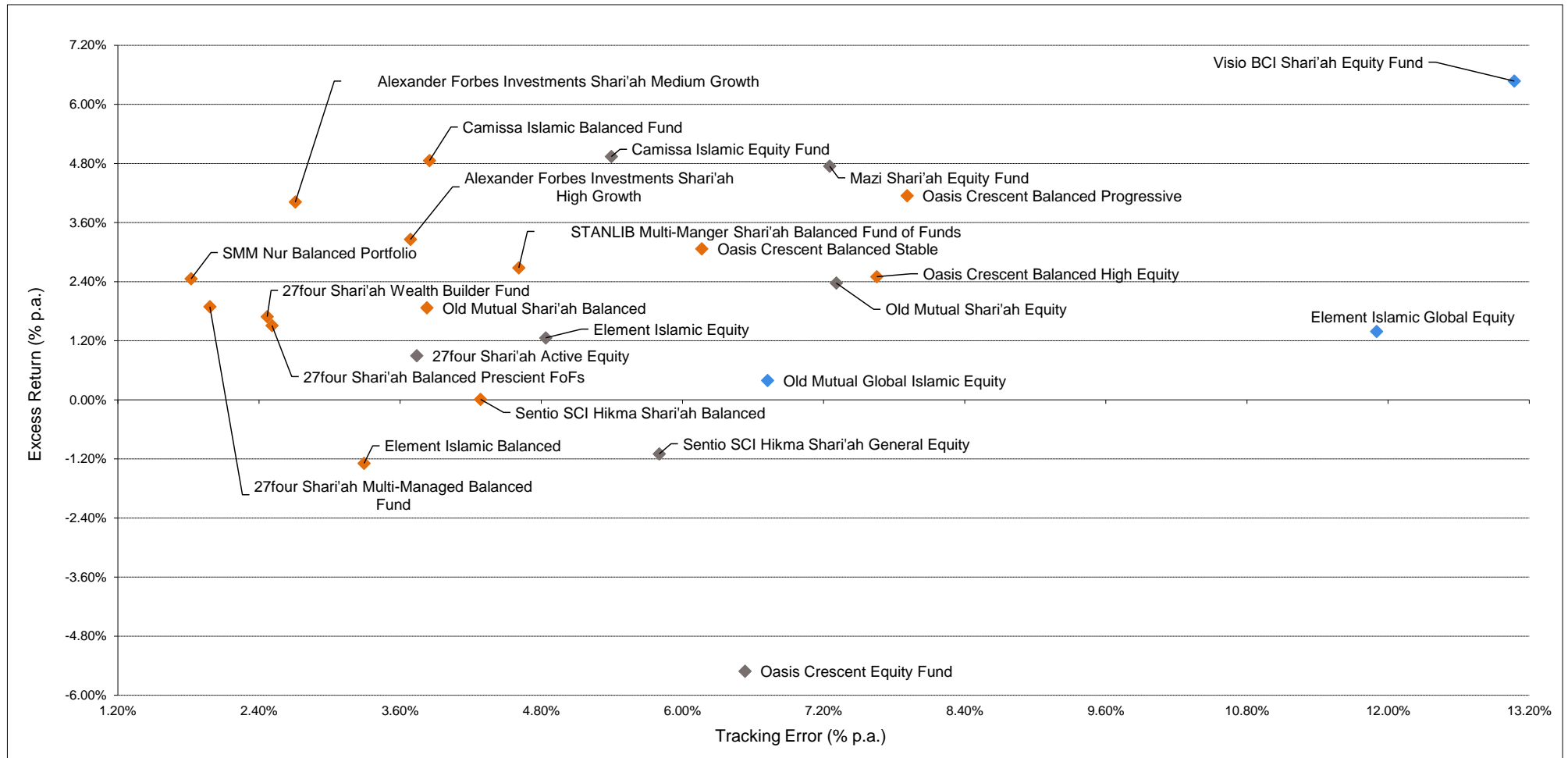
Risk vs Return Scatterplot on Shari'ah Compliant Portfolios - Balanced and Equity mandates 3 Years ended 31 May 2023



- ◆ Balanced Mandates
- ◆ Equity Mandates - Domestic
- ◆ Equity Mandates - Global

SHARI'AH MANAGER WATCH™ SURVEY

Excess Return vs Tracking Error Scatterplot - Shariah Compliant Portfolios - Balanced and Equity mandates 3 Years ended 31 May 2023



- ◆ Balanced Mandates
- ◆ Equity Mandates - Domestic
- ◆ Equity Mandates - Global

SHARI'AH MANAGER WATCH™ SURVEY

Objective - The portfolios included in this survey represent Shari'ah compliant portfolios with various benchmarks. No carve-outs are reflected.

INVESTMENT DATA TO THE END OF MAY 2023

PERFORMANCE DATA

	Calendar Year 2022				Calendar Year 2021				Calendar Year 2020				Calendar Year 2019				Calendar Year 2018			
	Portfolio	Benchmark	Active Return	Rank	Portfolio	Benchmark	Active Return	Rank	Portfolio	Benchmark	Active Return	Rank	Portfolio	Benchmark	Active Return	Rank	Portfolio	Benchmark	Active Return	Rank
Balanced Mandates																				
27four Shari'ah Balanced Prescient FoF	-0.13%	-0.51%	0.37%	8	23.28%	20.18%	3.10%	7	6.93%	5.28%	1.65%	5	8.94%	9.50%	-0.56%	9	0.71%	-3.98%	4.69%	3
27four Shari'ah Multi-Managed Balanced Fund	0.69%	-0.21%	0.90%	5	22.88%	19.82%	3.06%	8	7.99%	6.93%	1.06%	8	10.16%	13.64%	-3.48%	13	2.09%	3.68%	-1.58%	7
27four Shari'ah Wealth Builder Fund	-0.45%	-1.68%	1.23%	3	26.61%	24.50%	2.12%	11	8.96%	6.49%	2.47%	3	10.15%	15.55%	-5.39%	14	0.37%	2.85%	-2.48%	8
Alexander Forbes Investments Shari'ah Medium Growth	4.34%	-1.40%	5.74%	1	21.85%	20.93%	0.92%	12	7.22%	5.21%	2.02%	4	11.07%	9.42%	1.64%	6	-	-	-	-
Alexander Forbes Investments Shari'ah High Growth	1.23%	-4.01%	5.24%	2	30.32%	30.18%	0.15%	13	6.11%	5.69%	0.42%	9	12.98%	11.88%	1.11%	7	-1.10%	1.41%	-2.51%	9
Camissa Islamic Balanced Fund	0.35%	-0.54%	0.89%	6	28.65%	20.30%	8.34%	4	9.51%	5.20%	4.30%	1	11.58%	9.51%	2.08%	5	2.02%	-3.65%	5.67%	2
Element Islamic Balanced	-0.92%	-1.60%	0.68%	7	22.65%	23.47%	-0.82%	14	5.03%	5.45%	-0.42%	10	11.67%	9.23%	2.44%	4	4.11%	-0.15%	4.26%	4
Oasis Crescent Balanced High Equity	-0.05%	10.41%	-10.46%	14	23.38%	8.47%	14.91%	2	4.72%	6.17%	-1.45%	12	10.28%	6.56%	3.72%	3	1.33%	8.18%	-6.85%	13
Oasis Crescent Balanced Progressive	-1.40%	8.41%	-9.80%	13	24.12%	6.47%	17.65%	1	3.63%	4.17%	-0.55%	11	10.16%	4.56%	5.60%	2	1.26%	6.18%	-4.92%	11
Oasis Crescent Balanced Stable	-1.03%	7.41%	-8.43%	12	18.18%	5.47%	12.72%	3	4.62%	3.17%	1.45%	6	9.35%	3.56%	5.79%	1	4.01%	5.18%	-1.17%	6
Old Mutual Shari'ah Balanced	-0.26%	0.30%	-0.56%	10	23.50%	19.46%	4.04%	6	5.14%	7.70%	-2.56%	13	10.08%	11.65%	-1.57%	10	0.31%	6.33%	-6.01%	12
Sentio SCI Hikma Shari'ah Balanced	-0.97%	-0.70%	-0.27%	9	22.74%	20.18%	2.57%	10	6.36%	5.24%	1.12%	7	7.69%	9.52%	-1.83%	11	2.75%	-3.60%	6.36%	1
SMM Nur Balanced Portfolio	0.06%	-0.92%	0.98%	4	25.10%	22.39%	2.71%	9	6.94%	3.35%	3.59%	2	9.79%	8.79%	1.00%	8	1.77%	-0.45%	2.22%	5
STANLIB Multi-Manager Shari'ah Balanced	-0.69%	-0.01%	-0.68%	11	27.10%	19.72%	7.38%	5	7.30%	11.66%	-4.36%	14	10.52%	13.79%	-3.26%	12	1.09%	5.44%	-4.35%	10
Equity Mandates - Domestic																				
27four Shari'ah Active Equity	-4.00%	-3.34%	-0.66%	5	34.51%	31.91%	2.60%	5	9.74%	-1.59%	11.33%	1	5.30%	7.96%	-2.66%	6	-0.14%	-4.97%	4.83%	3
Camissa Islamic Equity Fund	-2.55%	3.05%	-5.61%	6	39.55%	26.98%	12.57%	1	6.52%	2.20%	4.32%	3	12.02%	7.96%	4.06%	2	2.97%	-9.19%	12.16%	1
Element Islamic Equity	-0.19%	-3.36%	3.16%	2	33.34%	32.00%	1.34%	6	7.20%	4.91%	2.29%	4	13.77%	8.03%	5.74%	1	1.39%	-2.47%	3.86%	4
Mazi Shari'ah Equity Fund	14.09%	5.29%	8.80%	1	34.07%	30.96%	3.11%	4	15.10%	7.58%	7.51%	2	16.45%	16.70%	-0.25%	4	1.80%	1.57%	0.23%	5
Oasis Crescent Equity Fund	0.80%	-2.09%	2.89%	3	28.73%	35.82%	-7.09%	7	3.88%	6.10%	-2.22%	6	10.68%	10.57%	0.11%	3	-0.76%	-0.25%	-0.51%	6
Old Mutual Shari'ah Equity	-2.13%	-3.53%	1.40%	4	36.23%	32.99%	3.24%	3	2.37%	6.16%	-3.79%	7	10.67%	15.51%	-4.84%	7	-6.44%	4.02%	-10.46%	7
Sentio SCI Hikma Shari'ah General Equity	-4.04%	2.81%	-6.84%	7	31.92%	26.25%	5.67%	2	1.53%	1.91%	-0.37%	5	7.22%	8.06%	-0.84%	5	-2.99%	-9.06%	6.06%	2
Equity Mandates - Global																				
Element Islamic Global Equity	-3.49%	-20.04%	16.55%	1	23.58%	25.18%	-1.60%	3	12.19%	32.96%	-20.77%	3	18.68%	25.49%	-6.81%	2	2.20%	6.57%	-4.37%	3
Old Mutual Global Islamic Equity	-13.24%	-18.56%	5.32%	2	37.74%	35.59%	2.15%	2	14.58%	33.32%	-18.74%	2	20.50%	28.56%	-8.06%	3	10.63%	10.58%	0.05%	2
Visio BCI Shari'ah Equity fund	-3.36%	-0.53%	-2.83%	3	31.41%	23.02%	8.39%	1	6.77%	3.33%	3.44%	1	6.60%	12.51%	-5.91%	1	-2.14%	-2.62%	0.48%	1

SHARI'AH MANAGER WATCH™ SURVEY

Objective - The portfolios included in this survey represent Shari'ah compliant portfolios with various benchmarks. Shari'ah related information about the manager is reflected below.

Manager Information					
Asset Manager	Shari'ah Advisory Board / Supervisory Committee	Shari'ah Standard	Frequency of portfolio auditing for Shariah compliance	Who manages the Shari'ah compliance of the fund?	How is non-permissible income "purified"?
27four Investment Managers	Mufti Ahmed Suliman Mufti Mohammed Ashraf Mufti Zaid Haspatel	AAOIFI	Bi-annually	The Shari'ah Supervisory Board (SSB) advises on Shari'ah compliance matters.	Distributions of non-permissible income (NPI) is done according to an NPI application process, overseen and approved by the SSB.
Alexander Forbes Investments	Mufti Ahmed Suliman Mufti Yusuf Suliman Mufti Tauha Karaan	AAOIFI	Bi-annually	Alexander Forbes Investment Shari'ah Supervisory Committee in conjunction with the Compliance team.	Donated to charities approved by the Alexander Forbes Investments' Shari'ah Supervisory Committee.
Camissa Asset Management	Sheikh Taha Karaan Mufti Zubair Bavat Mufti Ahmed Suliman	AAOIFI	Bi-annually	Kagiso Shari'ah Board in conjunction with internal Shari'ah supervisory processes.	Donated to charities approved by the Kagiso Asset Management's Shari'ah Advisory Board.
Element Investment Managers	Mufti Mohammed Ali Mufti Ashraf Qureshi Mufti Ahmed Suliman Mufti Yusuf Suliman	Adheres to AAOIFI with the exception that Total Assets are used as the denominator to assess permissibility of company /share balance sheet ratios instead of Total Market Capitalisation.	Monthly	Element Shari'ah Board in conjunction with the portfolio manager.	Donated to charities, typically the asset manager donates to Mustadifin and IPSA.
Mazi Asset Management	Mufti Ahmed Suliman Mufti Yusuf Suliman Mufti Tauha Karaan	AAOIFI	Bi-annually	Alexander Forbes Investment Shari'ah Supervisory Committee in conjunction with the Compliance team.	Donated to charities approved by the Alexander Forbes Investments' Shari'ah Supervisory Committee.
Oasis Asset Management	Shaykh Nedham Yaqoobi Shaykh Yusuf Talal De Lorenzo Prof. Mohd Daud Bakar Mohamed Shaheen Ebrahim	AAOIFI IAIE IFSB GCIBFI	Annually	Oasis Shari'ah Advisory Board in conjunction with the Compliance team.	Donated to a registered charitable organisation for charitable causes in the areas of disaster relief, education, sport and healthcare.
Old Mutual Investment Group	Dr. Abdul Sattar Abu Ghuddah Mufti Shafique Ahmed Jakhura Adv. Mohamed Shoab Omar Mufti Zubair Bavat	AAOIFI	Annually	Old Mutual Investment Group's Shari'ah Supervisory Board in conjunction with the Compliance team as well as the Albaraka Bank's Shari'ah compliance department.	Deposited into the account of the SA Muslim Charitable Trust. The Trust is an independent organisation and is responsible for all charitable allocations. The Trust contributes towards four primary sectors: education, health, social development and poverty alleviation.
Sanlam Investment Management	See details for Kagiso Asset Managers See details for Old Mutual Investment Group See details for Sentio Capital Management	AAOIFI	See details for Kagiso Asset Managers See details for Old Mutual Investment Group See details for Sentio Capital Management	See details for Kagiso Asset Managers See details for Old Mutual Investment Group See details for Sentio Capital Management	Sanlam Private Wealth's Shari'ah platform assists with the distribution to charities. Charities who have benefitted in the past includes the Mustadafin Foundation and Gift of the Givers.
Sentio Capital Management	Qari Ayoob Essack Mufti Zaid Haspatel Mufti Ahmed Suliman	AAOIFI	Annually	Sentio Shari'ah Supervisory Board in conjunction with internal Shari'ah compliance processes.	Donated to charities approved by the Sentio Shari'ah Supervisory Board. Past recipients include the Caring Women's Forum and the Soweto Shura Council.
STANLIB Multi-Manager	Mufti Ahmed Suliman Suhail Mohamed Mufti Shafique Jakhura	AAOIFI	Annually	Shariah Advisory Committee	No NPI is accrued in the fund. It is stripped out in the underlying funds when they distribute. Also we don't earn bank interests, hence we don't generate any in the fund.
Visio Fund Management	Adv. Mohamed Shoab Omar Mufti Bilal Jakhura Mufti Fahim Hoosen	AAOIFI	Annually	Visio BCI Shari'ah Supervisory Board in conjunction with internal Shari'ah compliance processes and the BCI Manco compliance department.	Donated to charities approved by the Visio Fund Management's Shari'ah Advisory Board.

SHARI'AH MANAGER WATCH™ SURVEY

Objective - The portfolios included in this survey represent Shari'ah compliant portfolios with various benchmarks. No carve-outs are reflected.

BENCHMARK DESCRIPTIONS	
Balanced Mandates	
27four Shari'ah Balanced Prescient FoF	Multi Asset - High Equity Portfolio Category Average (Net of fees) SA Equity: Average of SA Shari'ah General Equity Funds, Newplat: NewPlat ETF, SA Income: STeFI International: MSCI World Islamic Net TR Index,
27four Shari'ah Multi-Managed Balanced Fund	Global Sukuk: Dow Jones Global Sukuk Index SA Equity: Average of SA Shari'ah General Equity Funds, Newplat: NewPlat ETF, SA Income: STeFI International: MSCI World Islamic Net TR Index,
27four Shari'ah Wealth Builder Fund	Global Sukuk: Dow Jones Global Sukuk Index
Alexander Forbes Investments Shari'ah Medium Growth	STeFI Composite - 1% 40.00%, Shari'ah Equity Index 40.00%, MSCI World Islamic Index 10.00%, DJ Sukuk Index 5.00%, Shari'ah Local Property 5.00%
Alexander Forbes Investments Shari'ah High Growth	Shari'ah Equity Index 50.00%, MSCI World Islamic Index 25.00%, STeFI Composite - 1% 13.00%, Shari'ah Local Property 7.00%, DJ Sukuk Index 5.00%
Camissa Islamic Balanced Fund	Average performance South African - Multi Asset - High Equity funds
Element Islamic Balanced	Inception to 31 Dec 2012: Average TR of the Domestic Prudential Variable Equity category; 1 Jan 2013 Average TR of South African - Multi Asset - High Equity category; 1 Nov 2014 Average of all Shari'ah Balanced unit trust funds with a minimum track record of 1 year
Oasis Crescent Balanced High Equity	Headline Inflation + 3%
Oasis Crescent Balanced Progressive	Headline Inflation + 1%
Oasis Crescent Balanced Stable	Headline Inflation
Old Mutual Shari'ah Balanced	45% Customised SA Shari'ah Equity Index // 10% S&P Developed Markets Large and Mid-Cap Shari'ah Index // 40% STEFI Composite Index – 0.5% // 5% 3 month US Dollar LIBOR
Sentio SCI Hikma Shari'ah Balanced	(ASISA) South African MA High Equity
SMM Nur Balanced Portfolio	Market value weighted average return of the peer group of Shari'ah Balanced funds
STANLIB Multi-Manager Shari'ah Balanced	35% JSE/FTSE Shariah ALSI, 32.5% STeFI Composite less 0.5%, 30% Dow Jones Islamic Market World Index, 2.5% Bloomberg US T.Bill 1-3M TR Index
Equity Mandates - Domestic	
27four Shari'ah Active Equity	Average of SA Shari'ah General Equity Funds
Camissa Islamic Equity Fund	Average performance in General Equity unit trust universe
Element Islamic Equity	Average of all Shari'ah Equity funds with a minimum track record of 1 year
Mazi Shari'ah Equity Fund	FTSE/JSE Shari'ah All Share Index (J143)
Oasis Crescent Equity Fund	Average South African Shari'ah Equity General benchmark. This is a peer group which consists of all funds with similar characteristics that have a performance track record of more than 3 years.
Old Mutual Shari'ah Equity	85% Customised SA Shariah Equity Index and 15% S&P Dev Markets Large & Mid-Cap Shari'ah Index
Sentio SCI Hikma Shari'ah General Equity	(ASISA) South African EQ General
Equity Mandates - Global	
Element Islamic Global Equity	Dow Jones Islamic Market World Index
Old Mutual Global Islamic Equity	S&P Developed Markets Large and Mid-Cap Shari'ah Index
Visio BCI Shari'ah Equity fund	FTSE JSE SHARIAH INDEX (J143 INDEX)

SHARI'AH MANAGER WATCH™ SURVEY

EXPLANATORY NOTES

The portfolios reflected in this survey comply with Shari'ah guidelines that govern Islamic Investment funds.

The general principles of Islamic Investments are:

- * The investment must comply with Shari'ah principles that govern Islamic investment funds and that prohibit investment in companies whose primary business is not consistent with Shari'ah principles;
- * Securities that do not meet specified financial parameters are excluded. This would include limits on interest bearing debt, interest earning assets or any other form of non-permissible income;
- * The fund manager conducts a purification process on the non-permissible income generated. The non-permissible income is usually donated to charity.

Glossary and Abbreviations:

AAOIFI - Accounting and Auditing Organisation for Islamic Financial Institutions.	GCIBF - General Council for Islamic Banks and Financial Institutions.
IAIE - International Association for Islamic Economics.	IFSB - Islamic Financial Services Board.
Halal refers to something that is permissible according to Islamic law. To be considered acceptable, a business transaction must be based on an Islamic contract form, distribute risk and return among the parties to the contract, and avoid unacceptable activities, including interest and uncertainty. To determine whether a stock is halal, Muslim investors evaluate companies based on levels of debt, interest income, and liquidity, as well as participation in prohibited activities.	Haram describes anything that is unacceptable under Shariah law. It is considered inappropriate for a Muslim investor to profit from any activity that violates Islamic principles. Certain industries, including alcohol, pornography, gambling, pork, and conventional financial services, are inherently haram.
Murabahah refers to an installment credit agreement for the sale of tangible goods. The seller acquires an asset, which the buyer agrees to purchase at some point in the future. The seller is entitled to a profit, as long as the exact markup is disclosed in the contract. Payments may be spread out over time.	Purification refers to getting rid of unacceptable profits. Shariah prohibits Muslims from profiting, even indirectly, from unacceptable practices, so investors are expected to account for and give away any income derived from riba or other haram sources.
Shariah is the divine law of Islam, derived from the Qur'an and other holy texts, which serves as a moral guide to Muslims. The Shariah sets guidelines for what is right and wrong in everyday life, including standards for food, family life, and business transactions.	Sukuk are asset-backed securities designed to provide a relatively fixed stream of investment income without violating the Islamic prohibition on interest. Instead of interest payments, sukuk investors receive a pass-through of income generated by the underlying assets. Sukuk are a Shariah-compliant tool for raising capital and may be structured around a variety of Islamic contracts.

General Disclaimers :

The information contained herein is supplied on an "as is" basis and has not been compiled to meet any third party's individual requirements. It is the responsibility of any third party to satisfy himself or herself, prior to relying on this information that the content meets the third party's individual requirements.

Nothing in this document, when read in isolation and without professional advice, should be construed as solicitation, offer, advice, recommendation, or any other enticement to acquire or dispose of any financial product, advice or investment, or to engage in any financial transaction or investment. A third party should consult with an authorised financial advisor prior to making any financial decisions.

Alexforbes has taken all reasonable steps to ensure the quality and accuracy of the contents of this document and encourages all readers to report incorrect and untrue information, subject to the right of Alexforbes to determine, in its sole and absolute discretion, the contents of this document. Irrespective of the attempts by Alexforbes to ensure the correctness of this document, Alexforbes does not make any warranties or representations that the content will in all cases be true, correct or free from any errors. In particular, certain aspects of this document might rely on or be based on information supplied to Alexforbes by other persons or institutions.

Performance figures are shown gross of fees and taxes. Past history is not necessarily a guide to future performance.

Quantitative figures are calculated on 3 year performance returns.

Performance should not be judged over a short period of time.

FAIS Notice and Disclaimer: This information is not advice as defined and contemplated in the Financial Advisory and Intermediary Services Act, 37 of 2002, as amended. Alexforbes shall not be liable for any actions taken by any person based on the correctness of this information.

General :

Managers are ranked from highest to lowest active return. In some cases rankings may be different due to return differences disguised by the rounding. Rankings are purely for illustrative purposes.